

DB2-B201

Single Needle Straight Lock Stitcher
with thread trimmer



Model

DB2-B201-

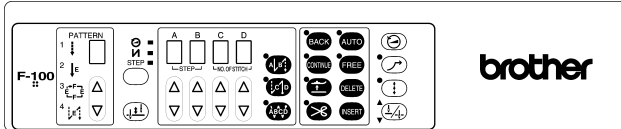
	Function			Specification	
	Quick back	Thread wiper	Presser foot lifter		
11	-	-	-	1	Thin materials
41	○	○	-	3	Medium materials
93	○	○	○	5	Heavy materials

Specifications

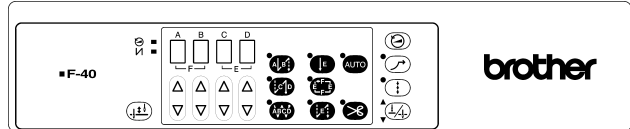
		-1	-3	-5
Application		Thin materials	Medium materials	Heavy materials
Max. speed		4,000 rpm	5,000 rpm	3,500 rpm
Max. stitch length		4.2 mm		5 mm
Needle bar stroke		31 mm		35 mm
Thread take-up stroke		57.4 mm		61 mm
Height of presser foot	Manual	6 mm		
	Knee	13 mm		
	Auto	10 mm		
Feed dog	Type	4 row		4 row (rough)
	Height	0.8 mm		1.2 mm
Needle		DB x 1 #11		DB x 1 #22
Hook		Rotary hook for thread trimming		
Lubrication		Fully-automatic lubrication		
Bed size		476 x 178 mm		
Arm pocket size		266.5 x 134.5 mm		

Operating panel

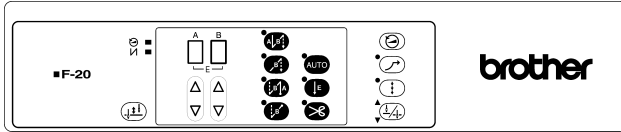
BF-100



BF-40



BF-20



BF-0



Panel operation guide

Basic function

Panel		BF-100	BF-40	BF-20	BF-0
AUTO	Automatic sewing	<input type="radio"/>	<input type="radio"/>	<input type="radio"/>	-
	Start backtick (0-9)	<input type="radio"/>	<input type="radio"/>	<input type="radio"/>	-
	End backtick (0-9)	<input type="radio"/>	<input type="radio"/>	<input type="radio"/>	-
	Continuous backtick (0-9)	<input type="radio"/>	<input type="radio"/>	-	-
	Correction sewing	<input type="radio"/>	<input type="radio"/>	<input type="radio"/>	-
	Half stitch	<input type="radio"/>	<input type="radio"/>	<input type="radio"/>	-
	Sewing speed setting	<input type="radio"/>	<input type="radio"/>	<input type="radio"/>	-
	Slow start sewing	<input type="radio"/>	<input type="radio"/>	<input type="radio"/>	-
	Needle up stop / Needle down stop	<input type="radio"/>	<input type="radio"/>	<input type="radio"/>	-

Pattern sewing

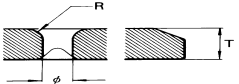
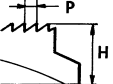
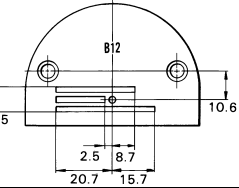
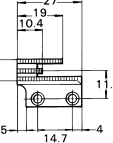

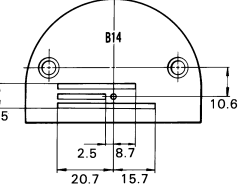

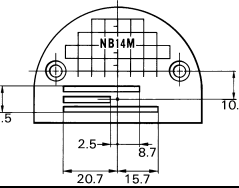
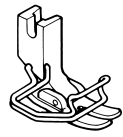
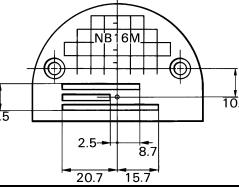
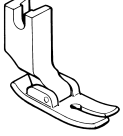
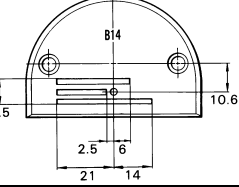
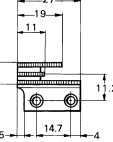

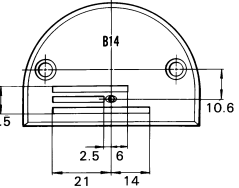
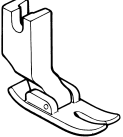
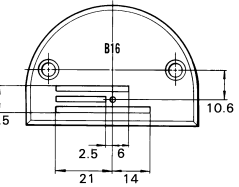
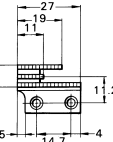

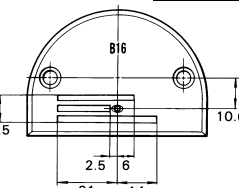
Panel		BF-100	BF-40	BF-20	BF-0
	Normal lock stitch	<input type="radio"/>	<input type="radio"/>	<input type="radio"/>	<input type="radio"/>
	Fixed stitch (1-99)	<input type="radio"/>	<input type="radio"/>	<input type="radio"/>	-
	Name label stitch (1-99)	<input type="radio"/>	<input type="radio"/>	-	-
	Pleats presser stitch (1-99)	<input type="radio"/>	<input type="radio"/>	-	-
PATTERN	Pattern stitch	<input type="radio"/>	-	-	-

Pattern setting

	Automatic thread trimming	<input type="radio"/>	<input type="radio"/>	<input type="radio"/>	-
	Automatic presser foot lifting	<input type="radio"/>	-	-	-
BACK	Back stitch	<input type="radio"/>	-	-	-
CONTINUE	Continuous stitch	<input type="radio"/>	-	-	-
DELETE	Step deletion	<input type="radio"/>	-	-	-
INSERT	Step insertion	<input type="radio"/>	-	-	-
FREE	Temporarily cancel programming sewing	<input type="radio"/>	-	-	-

GAUGE PARTS LIST

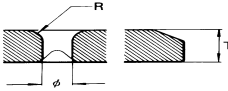
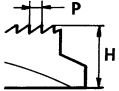
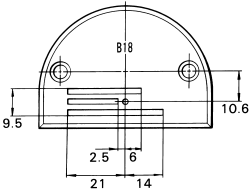
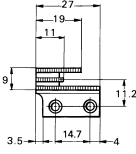

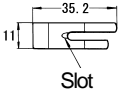
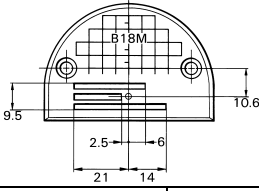
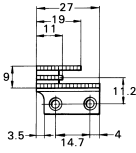
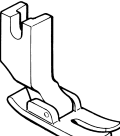
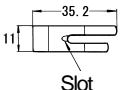
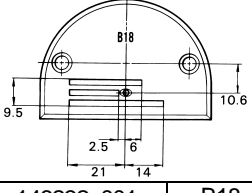

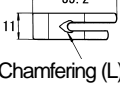
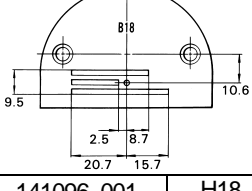
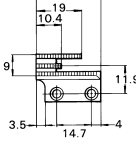

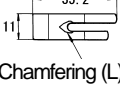
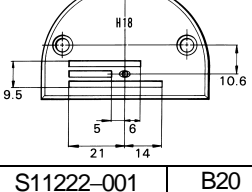
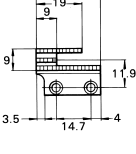

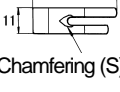
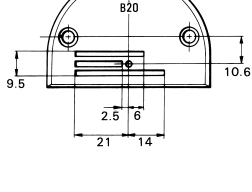
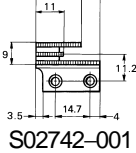

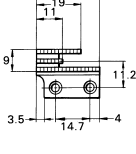
3ROW

Application	Needle plate				Feed dog			Presser foot assy
	φ	R	T		P	H		
Thin & Medium materials	1.2	0.2	2.1	 153147-001 B12	1.15	6	 146231-001	S36902-021  Slot
	1.4	0.2	2.1	 146233-001 B14				153037-201  Slot
	1.4	0.2	2.1	 S29649-001 NB14M				S36905-001  Chamfering (L)
	1.6	0.2	2.1	 S29646-001 NB16M				113280-101  Chamfering (L)
	1.4	0.2	2.8	 146050-001 B14	1.15	6.7	 S07649-001	S38187-001  Chamfering (S)
	1.4	1	2.8	 147238-001 B14				140957-101  Chamfering (S)
	1.6	0.2	2.8	 153190-001 B16	1.6	6.7	 S02742-001	S01904-001 
	1.6	1	2.8	 147239-001 B16				

From the library of: Diamond Needle Corp

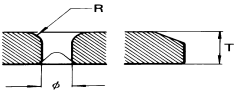
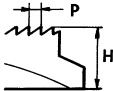
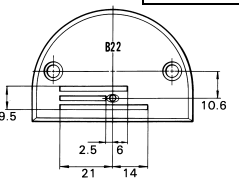
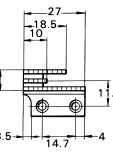

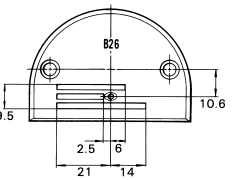

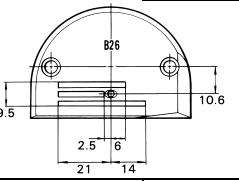

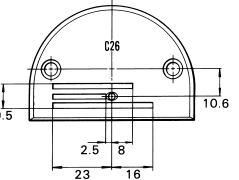
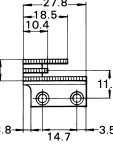

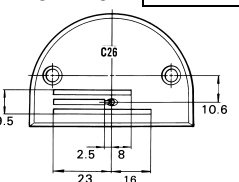
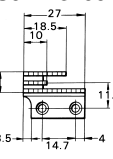
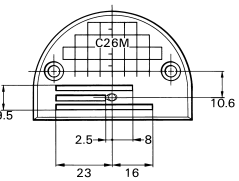
GAUGE PARTS LIST

3ROW

Application	Needle plate				Feed dog			Presser foot assy
	ϕ	R	T		P	H		
Medium Materials	1.8	0.2	2.8	 145971-001 B18	1.15	6.7	 S07649-001	S36902-001   Slot
	1.8	0.2	2.8	 S29645-001 B18M	1.6	6.7	 S02742-001	153037-201   Slot
	1.8	1	2.8	 100266-001 B18				S36905-001   Chamfering (L)
	1.8	0.2	2.1	 146232-001 B18	1.15	6	 146231-001	113280-101   Chamfering (L)
	1.8	1	2.8	 141096-001 H18	1.15	6.7	 117442-001	140957-101   Chamfering (S)
	2	0.2	2.8	 S11222-001 B20	1.15	6.7	 S07649-001	
				1.6	6.7	 S02742-001		

GAUGE PARTS LIST

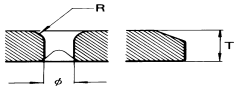
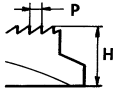
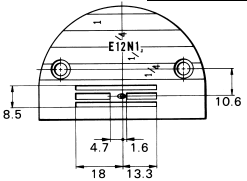
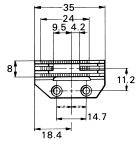
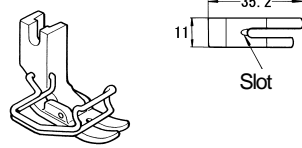
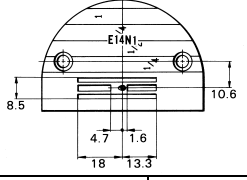
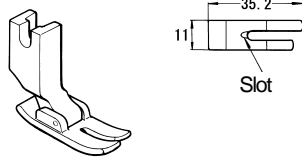
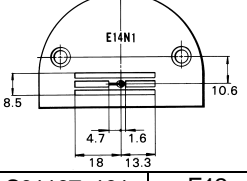
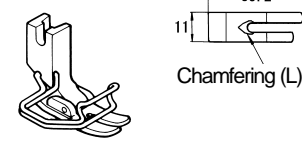
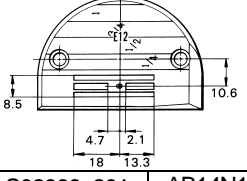
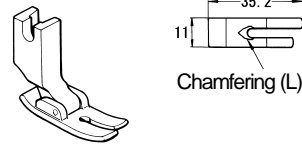
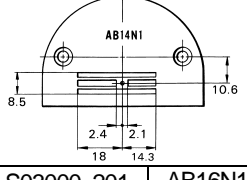
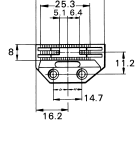
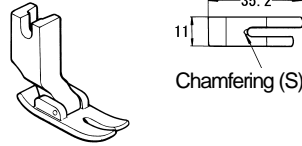
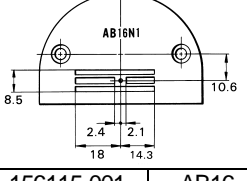
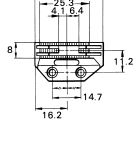
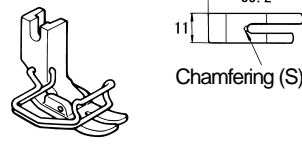
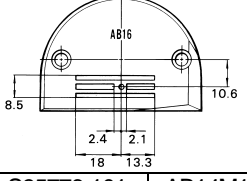
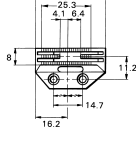
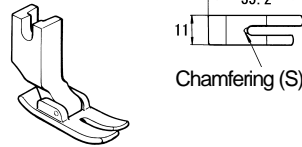
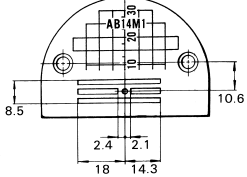
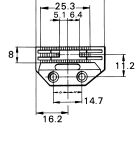
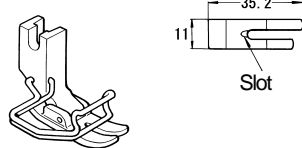
3ROW

Application	Needle plate				Feed dog			Presser foot assy		
	ϕ	R	T		P	H				
Heavy materials	2.2	1	2.8	 100267-001 B22	1.6	6.7	 S02743-001	 S36904-001 These presser foot have chamfering corner on the needle location		
	2.6	1	2.8	 111241-001 B26				 145157-101 These presser foot have chamfering corner on the needle location		
	2.6	1 (Slot)	2.8	 147245-001 B26				 S36905-001 Chamfering (L)		
	2.6	1	2.8	 111508-001 C26	1.6	6.8	 154742-001	 113280-101 Chamfering (L)		
	2.6	1 (Slot)	2.8	 147322-101 C26				2.1	6.7	 S02743-001
	2.6	1	2.8	 S29644-001 C26M						

If a feed dog measuring 11.9 mm from the screw hole center to tooth center is used, shift the feed bar crank and feed lifting crank 0.7 mm to the left.

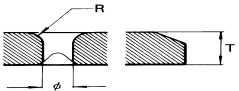
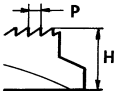
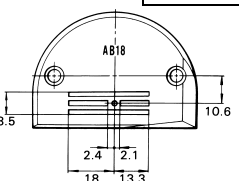
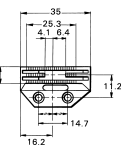

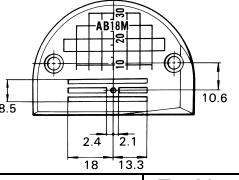

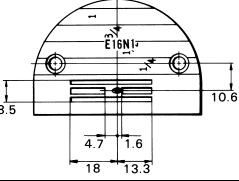
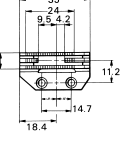

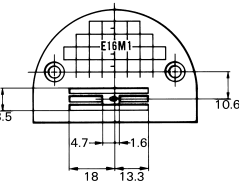
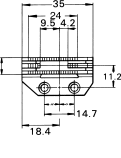

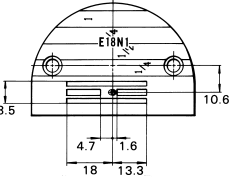
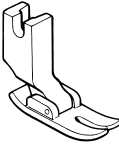
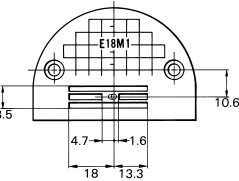

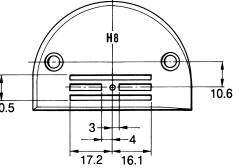
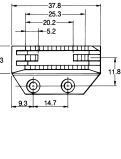
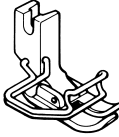
GAUGE PARTS LIST

4ROW

Application	Needle plate				Feed dog			Presser foot assy
	φ	R	T		P	H		
Thin & Medium materials	1.2	1	2.1		0.9	6		S36902-021 
	1.4	1	2.1					153037-201 
	1.4	1 (Slot)	2.1					S36905-001 
	1.2	1	2.1					113280-101 
	1.4	0.2	2.1		0.9	6		140957-101 
	1.4	0.2	2.1		1.15	6		S38189-001 
	1.6	0.2	2.8		1.6	6.7		147531-101 
Shin-gosen	1.4	0.2	2.1		0.9	6		S38190-001 or S35777-001 

GAUGE PARTS LIST

4ROW

Application	Needle plate				Feed dog			Presser foot assy
	ϕ	R	T		P	H		
Thin & Medium materials	1.6	0.2	2.8	 156116-001 AB18	1.6	6.7	 S13684-001	S36902-001  Slot
	1.8	0.2	2.8	 S31910-001 AB18M				153037-201  Slot
	1.6	1	2.1	 S03884-301 E16N1	0.9	6	 S03885-001	S36905-001  Chamfering (L)
	1.6	1	2.1	 S29648-101 E16M1	1.15	6	 111860-101	113280-101  Chamfering (L)
Medium materials	1.8	1	2.1	 111859-301 E18N1				140957-101  Chamfering (S)
	1.8	1	2.1	 S29647-101 E18M1				S38189-001  Chamfering (S)
	1.8	1	3.2	 S30103-001 H18	1.8	6.8	 S25822-001	S36903-001 or 150789-101  Chamfering (L)

GAUGE PARTS LIST

4ROW

Application	Needle plate			Feed dog		Presser foot assy			
	ϕ	R	T	P	H				
Heavy Materials	2.6	1	3.2	150792-001	H26	1.8	6.8	150793-001	S36903-001
	2.6	1	3.2	S25821-001	H26	1.8	6.8	S25822-001	150789-101
									 Chamfering (L)